

National Health Accounts 2015

In Brief

The Bermuda Health Council has produced its fifth National Health Accounts report. The report details health system costs for the fiscal year ending 31st March 2014 (FYE2014). It also explains growth since 2007.

Bermuda's Total Health Costs

- ✦ Total health costs were \$693 million
- ✦ Health costs were 12.4% of GDP
- ✦ Health Spending per capita was \$11,188

Sources of Health Financing

- ✦ 70% of financing was from the private sector (\$485.7 million)
- ✦ 30% of financing was from the public sector (\$207.4 million)
- ✦ Financing for MoH subsidies increased by 1.3% to \$115.5 million in FYE2014

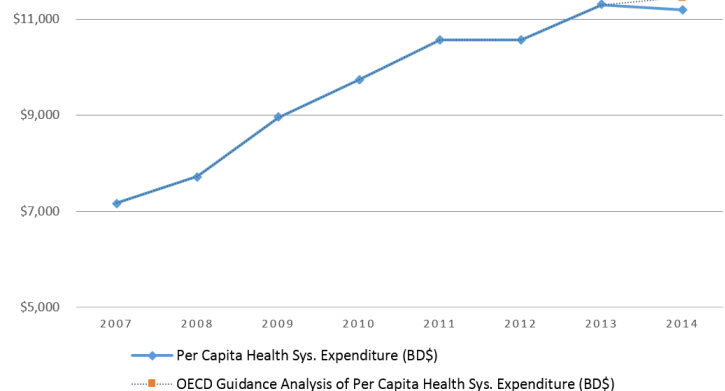
Health Expenditure Components

- ✦ Total health expenditure decreased by 1.7% in FYE2014
- ✦ Public sector health expenditure decreased by 3.4% to \$340.5 million
- ✦ Private sector health expenditure for FYE2014 remained consistent with FYE2013 (\$352.7M in both fiscal years)
- ✦ Local hospital use accounted for 43% of total health spending which included a 3.6% decrease in spending compared to FYE2013

Selected Trends and Observations

- ✦ Bermuda's population decreased by 0.7% during FYE2014
- ✦ Bermuda's healthcare costs as a share of the GDP are 43% higher than the OECD* average
- ✦ Department of Health funding decreased by 17.1%
- ✦ In FYE2014, overseas care expenditure totalled \$96.3 million or 14% of total health expenditure
- ✦ Health insurance administration costs increased by 8.5%
- ✦ MoH subsidies increased 1.3%, while the overall public sector health financing decreased by 0.4%.
- ✦ The largest proportion of the MoH subsidies were for seniors aged 65 and over (\$70M of \$115.4M).

Graph 1: 8-year Trend in per Capita Health Expenditure



Graph 2: Ministry of Health (MoH) Subsidies

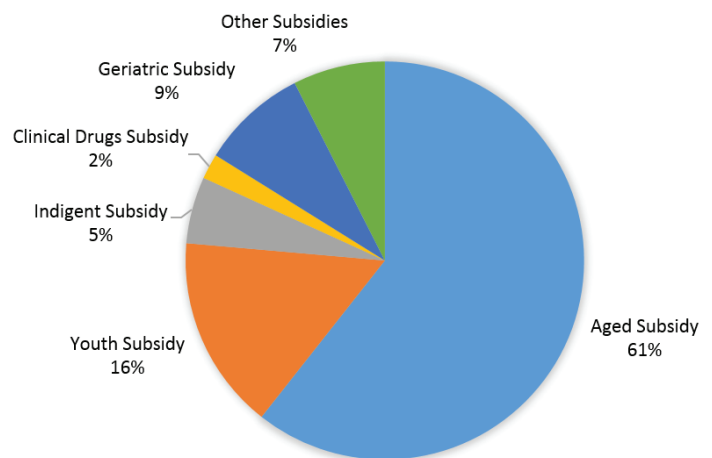
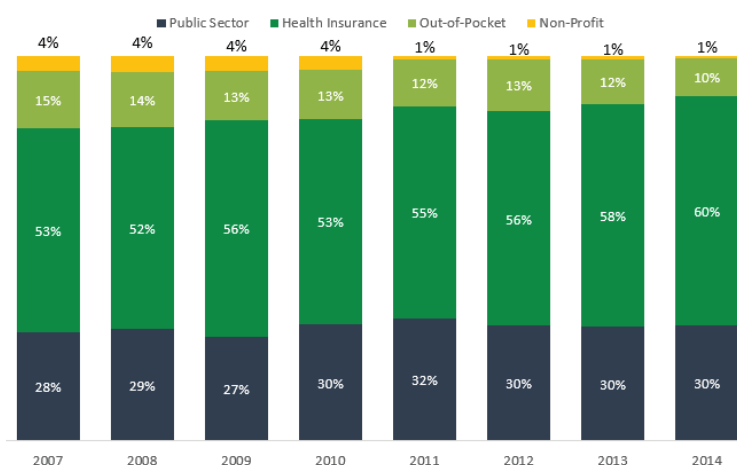


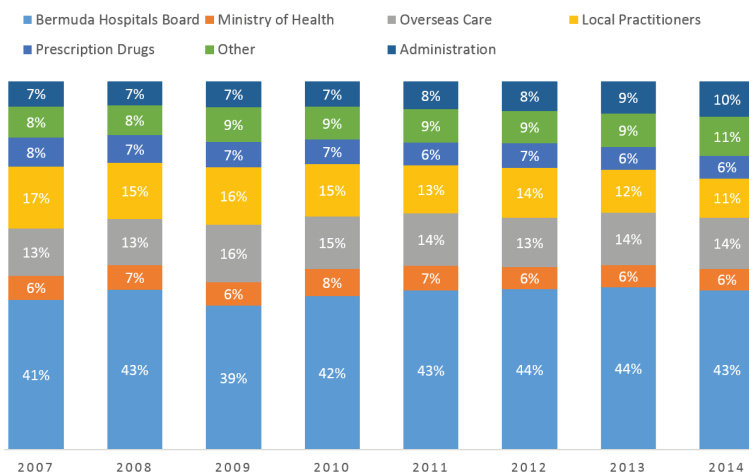
Table 1 – FYE2014 Bermuda Health System Finance and Expenditure

Health Finance	In BD \$'000	% of Total	Health Expenditure	In BD \$'000	% of Total
Consolidated Fund – Ministry of Health (MOH)	\$201,815	29%	Ministry of Health	\$13,348	2%
Consolidated Fund – Department of Social Insurance (DOSI)	\$4,677	<1%	Department of Health	\$27,370	4%
Grants from Ministry of Youth, Families & Sports	\$916	<1%	Bermuda Hospitals Board (BHB)	\$299,736	43%
Public Sector Sub-Total	\$207,409	30%	Public Sector Sub-Total	\$340,454	49%
Health Insurance	\$414,589	60%	Local Practitioners – Physicians	\$43,888	6%
Individual Out-of-Pocket	\$66,423	10%	Local Practitioners – Dentists	\$29,757	4%
Donations to Non Profit Organizations	\$4,726	<1%	Other Health Providers, Services & Appliances	\$73,041	11%
			Prescription Drugs	\$42,694	6%
			Overseas Care	\$96,311	14%
			Health Insurance Administration	\$67,002	10%
Private Sector Sub-Total	\$485,738	70%	Private Sector Sub-Total	\$352,693	51%
Grand Total	\$693,147	100%	Grand Total	\$693,147	100%

Sources of Health Financing



Components of Health Expenditure



How can I get a copy?

The National Health Accounts Report 2015 can be found on our website at www.bhec.bm under "Reports & Publications"; you may also email the Health Council at healthcouncil@bhec.bm or call 292-6420.